





























HOLDEN ENVIRONMENTAL & SAFETY RATINGS BY MODEL

As at June 2011

Model	Variant	Body	Engine	Fuel	Fuel Economy L/100km	CO2 Emissions g/km	Greenhouse Rating (Best = 10)	Air Pollution Rating (Best = 10)	Score out of 20	Overall GVG STAR Rating	ANCAP Safety Rating
Barina	5DR	Hatch	1.6L 4cyl	Petrol	7.6	182	6.5	6.5	13	3.5	4 ★
Barina Spark	CD	Hatch	1.2L 4cyl	Petrol	5.6	128	8	8.5	16.5	5	4 ★
	CDX	Hatch	1.2L 4cyl	Petrol	5.6	128	8	8.5	16.5	5	4 ★
Cruze Series II	CD	Sedan	 1.8L 4cyl	Petrol	7.4	175	7	8.5	15.5	4.5	5 ★
		Sedan	 1.4L iTi (Turbo)	Petrol	6.9	164	7	8.5	15.5	4.5	5 ★
		Sedan	 2.0L 4cyl (Turbo)	Diesel	6.7	176	7	5	12	3.5	5 ★
	CDX	Sedan	 1.8L 4cyl	Petrol	7.4	175	7	8.5	15.5	4.5	5 ★
		Sedan	 2.0L 4cyl (Turbo)	Diesel	6.7	176	7	5	12	3.5	5 ★
	SRI	Sedan	 1.4L iTi (Turbo)	Petrol	6.9	164	7	8.5	15.5	4.5	5 ★
SRI V	Sedan	 1.4L iTi (Turbo)	Petrol	N/A	N/A	N/A	N/A	N/A	N/A	5 ★	
Commodore Series II	Omega	Sedan	 3.0L 6cyl	Petrol	9.1	216	6	8.5	14.5	4	5 ★
		Sedan	 3.6L 6cyl	LPG	13.4	217	6	6.5	12.5	3.5	5 ★
		Sportwagon	 3.0L 6cyl	Petrol	9.2	218	6	8.5	14.5	4	5 ★
		Ute	 3.0L 6cyl	Petrol	9.6	229	5.5	8.5	14	4	5 ★
		Ute	 3.6L 6cyl	LPG	15.1	244	5	4.5	9.5	3	5 ★
	SV6	Sedan	 3.6L 6cyl	Petrol	9.8	234	5.5	8.5	14	4	5 ★
		Sportwagon	 3.6L 6cyl	Petrol	9.9	236	5.5	8.5	14	4	5 ★
		Ute	 3.6L 6cyl	Petrol	9.9	236	5.5	8.5	14	4	5 ★
	Berlina	Sedan	 3.0L 6cyl	Petrol	9.1	216	6	8.5	14.5	4	5 ★
		Sedan	 3.6L 6cyl	LPG	14.2	230	5.5	6.5	12	3.5	5 ★
		Sportwagon	 3.0L 6cyl	Petrol	9.4	223	5.5	8.5	14	4	5 ★
	SS & SS-V	Sedan	 6.0L 8cyl (AFM)	Petrol	12.3	292	4	6.5	10.5	3	5 ★
		Sportwagon	 6.0L 8cyl (AFM)	Petrol	12.3	292	4	6.5	10.5	3	5 ★
		Ute	 6.0L 8cyl (AFM)	Petrol	12.4	296	4	6	10	3	5 ★
	Calais & Calais-V Series II	Calais	Sedan	 3.6L 6cyl	Petrol	9.8	234	5.5	8.5	14	4
Calais-V		Sedan	 3.6L 6cyl	Petrol	9.8	236	5.5	8.5	14	4	5 ★
Calais & Calais-V		Sedan	 6.0L 8cyl (AFM)	Petrol	12.6	298	4	6.5	10.5	3	5 ★
Calais & Calais-V		Sportwagon	 3.6L 6cyl	Petrol	9.9	236	5.5	8.5	14	4	5 ★
Calais & Calais-V		Sportwagon	 6.0L 8cyl (AFM)	Petrol	12.3	292	4	6.5	10.5	3	5 ★
Caprice Series II		Sedan	 3.6L 6cyl	Petrol	9.9	236	5.5	8.5	14	4	5 ★
Caprice-V Series II		Sedan	 6.0L 8cyl (AFM)	Petrol	12.3	292	4	6.5	10.5	3	5 ★

NOTES:

- All Vehicles are Automatic transmissions except Colorado & Combo
- Score out of 20 represents a combination of Greenhouse Rating (out of 10) & Air Pollution Rating (out of 10)
- Source: Green Vehicle Guide (www.greenvehicleguide.gov.au)
The Australasian New Car Assessment Program (ANCAP) Safety Rating (www.ancap.com.au)

HOLDEN ENVIRONMENTAL & SAFETY RATINGS BY MODEL

As at June 2011

Model	Variant	Body	Engine	Fuel	Fuel Economy L/100km	CO2 Emissions g/km	Greenhouse Rating (Best = 10)	Air Pollution Rating (Best = 10)	Score out of 20	Overall GVG STAR Rating	ANCAP Safety Rating
Captiva Series II	5 2WD	Wagon	2.4L 4cyl	<i>Petrol</i>	9.1	216	6	6.5	11.5	3.5	4 ★
	5 4WD	Wagon	2.2L 4cyl	<i>Diesel</i>	8.5	224	5.5	5	10.5	3	4 ★
	SX 2WD	Wagon	2.0L 4cyl	<i>Diesel</i>	8.1	213	6	5	11	3	4 ★
	SX 2WD	Wagon	3.2L 6cyl	<i>Petrol</i>	9.1	217	6	6.5	12.5	3.5	4 ★
	CX	Wagon	3.2L 6cyl	<i>Petrol</i>	11.3	268	4.5	6.5	11	3	4 ★
		Wagon	2.0L 4cyl	<i>Diesel</i>	8.3	220	6	5	11.5	3	4 ★
	LX	Wagon	3.2L 6cyl	<i>Petrol</i>	11.3	268	4.5	6.5	11	3	4 ★
		Wagon	2.0L 4cyl	<i>Diesel</i>	8.3	220	6	5	11	3	4 ★
Colorado 4x2 (Manual)	LX	Cab-Chassis	3.6L 6cyl	<i>Petrol</i>	16.7	269	4.5	5.5	10	3	3 ★
		Cab-Chassis	3.0L 4cyl	<i>Diesel</i>	8.1	213	6	4	10	3	3 ★
		Space Cab, Pick-Up	3.6L 6cyl	<i>Petrol</i>	12.7	304	3.5	6	9.5	3	3 ★
		Crew Cab, Pick-Up	3.6L 6cyl	<i>Petrol</i>	16.7	268	4.5	6.5	11	3	3 ★
		Crew Cab, Pick-Up	3.0L 4cyl	<i>Diesel</i>	8.1	213	6	3	9	2.5	3 ★
	LT-R	Crew Cab Pick-Up	3.6L 6cyl	<i>Petrol</i>	12.5	299	4	5.5	9.5	3	3 ★
Colorado 4x4 (Manual)	DX	Cab-Chassis	3.0L 4cyl	<i>Diesel</i>	8.1	213	6	4	10	3	3 ★
	LX	Cab-Chassis	3.0L 4cyl	<i>Diesel</i>	8.1	213	6	4	10	3	3 ★
		Space Cab, Cab-Chassis	3.0L 4cyl	<i>Diesel</i>	8.1	213	6	4	10	3	3 ★
		Crew Cab, Cab-Chassis	3.0L 4cyl	<i>Diesel</i>	8.4	222	5.5	3	8.5	2.5	3 ★
		Crew Cab, Pick-Up	3.0L 4cyl	<i>Diesel</i>	8.4	222	5.5	3	8.5	2.5	3 ★
	LT-R	Crew Cab, Pick-Up	3.0L 4cyl	<i>Diesel</i>	8.4	222	5.5	3	8.5	2.5	3 ★
Combo (Manual)		Panel Van	1.4L 4cyl	<i>Petrol</i>	6.2	148	7.5	6.5	14	4	

NOTES:

- All Vehicles are Automatic transmissions except Colorado & Combo
- Score out of 20 represents a combination of Greenhouse Rating (out of 10) & Air Pollution Rating (out of 10)

3. Source: Green Vehicle Guide (www.greenvehicleguide.gov.au)
The Australasian New Car Assessment Program (ANCAP) Safety Rating (www.ancap.com.au)



